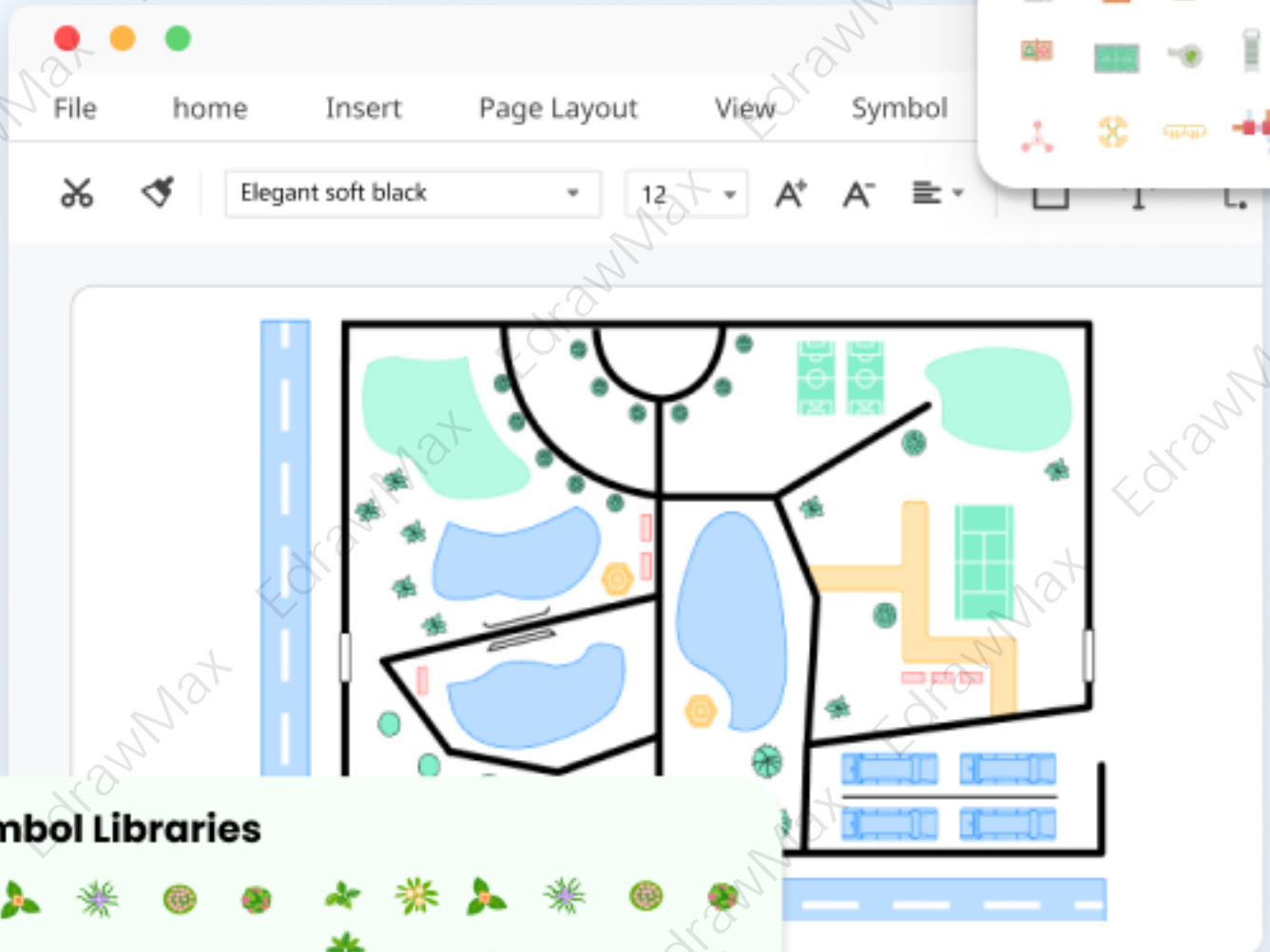


Garden Symbols

Complete Guide



Symbol Libraries



Wondershare
EdrawMax

Garden Symbols

CONTENT

1. What is the Garden Symbols.....	2
2. The Types of Garden Symbols.....	2
2.1 Garden Basic Symbols.....	2
2.2 Garden Plan Symbols.....	4
2.3 Garden Infrastructure Symbols.....	8
2.4 Garden Recreational Facility Symbols.....	10
3. Where to Find Garden Symbols.....	12
4. How to Use Garden Symbols.....	12
4.1 How to Use Garden Symbols in EdrawMax.....	13
4.2 How to Create More Garden Symbols in EdrawMax.....	14
5. Free Garden Design Software.....	17
6. Final Thoughts.....	18
You May Also Like:.....	18

Do You Want to Make Your Garden Plan?

EdrawMax specializes in diagramming and visualizing. Learn from this article to know everything about garden symbols, and how to use garden symbols. Just try it free now!

Download EdrawMax: <https://www.edrawsoft.com/download-edrawmax.html>

Garden holds a very important place in our homes. It is a part of a home that is mostly closed to nature. Sitting here gives a person a feeling of relaxation and composure. That is why most people focus on every detail of it. People tend to design and re-design their gardens according to their tastes and preferences.

A person should have the ability to see an ordinary place with an eye of an architect. We need to focus on budgeting, resourcing, and outlines to design a garden. So a plan is made to provide you with an aesthetic landscape garden design. This Design comprises **garden symbols** that help you visualize every accessory and equipment used in a garden.

1. What is the Garden Symbols

Garden design¹ is mapped when someone doesn't know where to start and where to go. It gives a person directions and a structure to work. **Garden symbols** are used in a garden design. The Garden designs are for the backyard garden, flower garden, vegetable garden, and more garden plans. All the designs are created to embellish your garden area. It is done for private buildings, public buildings, parks, and recreational areas. It is one of the finest arts which requires a professional gardener, landscape architect, garden designer, or landscape designer.

Regarding the usages & benefits of garden symbols, the garden symbols are the basic elements to create a garden design plan, from which you can use different types of garden plans.

- These garden symbols help a designer visualize all the garden accessories and equipment. So it makes it easy for him to place everything right in its suitable place.
- Allocation of resources is a critical task when we talk about design. But garden symbols have made it easy and convenient. All the resources (material, finance, time, and labor) can be allocated according to the preferences
- Garden symbols are used to sketch a design layout, and this layout is to be followed throughout a designing journey.
- This enables a designer to have access to many comprehensive accessories. Placement and arrangement of plants are made via garden symbols.
- All the symbols come with sizing and shaping features. The size can be adjusted according to need. The placement of plants, equipment, and accessories is done effectively when sizing is provided with symbols.

Garden Symbols:

Garden symbols are the basic elements of garden design, garden symbols helps layout the garden area allocated to the garden region.

2. The Types of Garden Symbols

There are mainly 4 types of **garden symbols**, including garden basic symbols, such as garden door, fence, wall and other symbols; plant symbols, garden recreational facility symbols, and garden infrastructure symbols.

2.1 Garden Basic Symbols



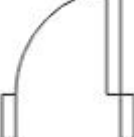
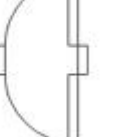

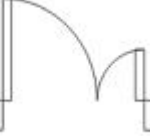


According to the usage, these garden symbols are the basic component for creating a simple

¹ Garden design: <https://www.edrawsoft.com/floor-plan/garden-design-plans-guide.html>

garden design, including garden door, fence, and wall.

● Garden Door Symbols





A door provides a passageway or transition from one place to another. It is a barrier to the entrance of any building, house, place, vehicle, or cabinets. A garden door or a patio gives access to the house's outer parts, such as backyards and gardens. The standard size of a garden door is a height of 3 to 6 feet and a width of 3 to 4 feet in the case of a single door. But a double door size can vary. They provide entry and exit points to many parts of a house like a backyard, kitchen, and pool area.

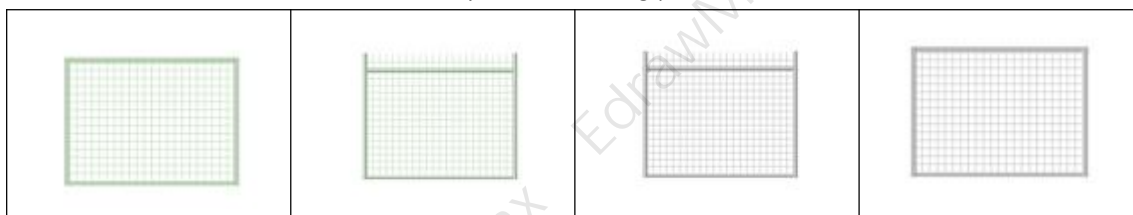
Wood Gate	Chain Link Gate	Door 1	Door 2
			
Double Door	Uneven Door	Revolving Door	Folding Door
			

● Garden Fence Symbols

A fence is a strip representing a partition that prevents outsiders from entering house premises. Fence in a garden is designed according to the house's and garden's theme. But usually, the maximum height of the fence should not exceed 2 meters.

There are various fence symbols available for garden planning. The following types of fences can be considered while decorating a garden:

Wood Fence	Stone Fence	Chain Link Fence	Basic Fence
			
Fence 1	Fence 2	Fence 3	Fence 4



● Garden Wall Symbols

Wall is the most common element of a house. Thick lines in a map represent exterior walls, and thin lines represent interior walls. A wall may be different colors, shapes (straight or curved), and sizes. So a **garden symbol** denotes all the features of a wall in a plan. A wall may be attached to a fountain. You can choose to add tiles and chips on a wall to add to your aesthetic theme. Mostly for garden decoration retaining walls are considered by the designers. The garden walls are categorized as follows:

Wall	Vertical Wall	Curved Wall	Curtain Wall

2.2 Garden Plan Symbols









Plants are the main element of a garden. They allow a person to breathe in the clean and fresh air, block sunrays, decrease noise pollution, provide a peaceful environment, and lower stress. That is why a garden's idea was first introduced.

A garden may be decorated with a lot of types of plants. These plants can be arranged according to the idea of a gardener or a landscape designer. Flowers can be planted to form a theme. There are thousands of types of plants. Garden symbols cover all sorts of plant types and categories, which are mentioned below:

● Evergreen Trees Symbols









An evergreen plant is one that has foliage that remains green and functional for more than one growing season, according to botany. This also applies to plants that only keep their foliage in warm climates, as opposed to deciduous plants, which shed all of their leaves during the winter or dry season.



Evergreen Tree 1	Evergreen Tree 2	Evergreen Tree 3	Evergreen Tree 4
------------------	------------------	------------------	------------------

			
Evergreen Tree 5	Evergreen Tree 6	Evergreen Tree 7	Evergreen Tree 8
			
Evergreen Tree 9	Evergreen Tree 10		
			

● Deciduous Tree Symbols









Deciduous plants, which include trees, shrubs, and herbaceous perennials, are those that shed all of their leaves for portion of the year in botany and horticulture. Evergreen plants, on the other hand, drop their leaves on a different schedule than deciduous plants, giving them the appearance of being green all year because not all of their leaves are shed at the same time.

Deciduous Tree 1	Deciduous Tree 2	Deciduous Tree 3	Deciduous Tree 4
			
Deciduous Tree 5	Deciduous Tree 6	Deciduous Tree 7	Deciduous Tree 8
			
Deciduous Tree 9	Deciduous Tree 10		

			
---	---	--	--





● Shrub Symbols





















A shrub is a perennial woody plant that grows in a modest to medium size. Shrubs, unlike herbaceous plants, have woody stems that survive above the ground. Their many stems and shorter height (less than 6 - 10 m) distinguish them from trees. The shrub symbols are one of basic type of garden symbols that need in garden design.

Shrub 1	Shrub 2	Shrub 3	Shrub 4
			
Shrub 5	Shrub 6	Shrub 7	Shrub 8
			

● Garden Flower Symbols

Learn how to communicate with flowers! Which flowers are associated with love, hope, healing, grief, and good fortune? The whole list of Flower Meanings can be found in the Almanac. Refer to the language of flowers while choosing flowers for a wedding, a holiday, or even a garden. Each flower has value and hidden meanings.

Flower 1	Flower 2	Flower 3	Flower 4
			
Flower 5	Flower 6	Flower 7	Flower 8

			
Flower 9	Flower 10	Flower 11	Flower 12
			
Flower 13	Flower 14	Flower 15	Flower 16
			
Flower 17	Flower 18	Flower 19	Flower 20
			
Flower 21	Flower 22	Flower 23	Flower 24
			

● Ornamental Grass Symbols

Natural grasses and plants with a grass-like appearance, such as sedges, are both utilized for similar purposes in gardens as ornamental grasses. Perennial grasses, or those that live for two or more years, make up the majority of ornamental grasses. Because of their inherent growth habit or because they are not hardy in our area, annual grasses only live for one growing season.

Ornamental Grass 1	Ornamental Grass 2	Ornamental Grass 3	Ornamental Grass 4
			




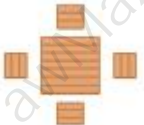
Ornamental Grass 5	Ornamental Grass 6	Ornamental Grass 7	Ornamental Grass 8
			
Ornamental Grass 9	Ornamental Grass 10		
			

2.3 Garden Infrastructure Symbols

A garden not only needs plants to fulfill its whole look, but it also needs some add-ons to make it look aesthetic. These additions to the garden complete the whole idea by adding minor and major details. Garden symbols represent all these equipment and elements in a map. It may be a bridge installed over a pond or a bench placed on any corner. The infrastructure elements of a garden are bench, chair, pathway and so on.

● Garden Table & Chair Symbols

Certain garden design needs to use chair and table symbols. EdrawMax offers various table and chair symbols to apply for different purposes. You can find single chair, office chair, recliner, sling chair, armchair, lounge chair, desk, square table, circular table, dining table, oblong table, and more.

Stone Table & Chair 1	Stone Table & Chair 2	Stone Table & Chair 3	Stone Table & Chair 4
			

● Garden Bench Symbols





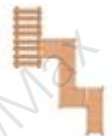



You can put some benches in your garden design, or use bench to make your garden more stunning. Here are offered some bench symbols to use in EdrawMax. The bench could give a bunch of people the seats to seat around in the garden and embrace the gardening atmosphere.

Swing Bench	Recliner Bench 1	Recliner Bench 2	Wood Bench 1
-------------	------------------	------------------	--------------

			
Long Bench	Wood Bench 2	Wood Bench 3	Seven Glyph Bench 1
			
Seven Glyph Bench 2	U-Shaped Bench		
			

● Garden Bridge Symbols

The bridge, whether it connects heaven and earth or two worlds, is essentially symbolic of communication and unification. As a result, it might be viewed as a link between God and Man. It could be a portal to reality or simply a metaphor for travel and crossing. In the garden design, you may use bridge to connect your pool and the grass.

Stone Bridge 1	Stone Bridge 2	Timber Bridge 1	Timber Bridge 2
			
Timber Bridge 3	Wooden Bridge	Bridge	River Bridge
			

● Garden Lamp Symbols

















Here are the light and lamp symbols utilized in the garden design, including symbols of electrical lighting, light blub, lamp. The lamp's symbolic nature manifests itself in life, divinity's LIGHT, wisdom, intellect, and good actions.

Garden Lamp 1	Garden Lamp 2	Garden Lamp 3	Garden Lamp 4
---------------	---------------	---------------	---------------

			
---	---	--	---

● Garden Stone Symbols

Obtain driveway gravel for that bracing crunch underfoot, or brighten up the tops of your pot plants with the assortment of ornamental gravel and stones to ensure your property has all the perfect finishing touches.

Stone Road	Cobbled Roadway	Rock Garden	Road Path 1
			
Road Path 2	Road Path 3	Garden Stone 1	Garden Stone 2
			
Garden Stone 3	Round Stone	Square Stone	Flagstone
			
Hexagon Stone	Stone Driveway	Brick Pathway	Patio Pathway
			













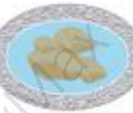







2.4 Garden Recreational Facility Symbols

Recreation activities are done in free time to enjoy and relax or activities done to spend some time away from daily responsibilities such as; meditation, swimming, painting, reading, playing, dancing, and walking.

A garden provides a realistic view, but there can be some additions to the garden design by combining it with some recreational elements. In garden planning, there is a separate category for recreational symbols. These symbols include the following equipment:

● Garden Pool Symbols

Certain garden design needs to use pool, pond, water symbols. EdrawMax offers various pool symbols to apply for different purposes. You can find swimming pool symbols, fountain symbols, pond symbols, and more water-related symbols.

Swimming Pool 1	Swimming Pool 2	Swimming Pool 3	Fountain Pool 1
			
Fountain Pool	Fountain Pool	Fountain Pool	Fountain Pool
			
Fountain Pool	Fountain Pool	Fountain Pool	Pond 1
			
Pond 2	Pond 3	Pond 4	Pond 5
			
Swimming Ring 1	Swimming Ring 2	Umbrella 1	Umbrella 2
			

● Garden Fitness Symbols

There is no doubt that certain family garden or community garden, or public park needs fitness equipment to get more fun. Here in EdrawMax, there are substantial fitness symbols to make your garden design more concrete, like fitness facilities, play ground, and more.

Duty Room	Wood Post	Pavilion	Garbage Can 1
			
Garbage Can 2	Play Ground	Flower Bed	Fitness Equipment 1
			
Fitness Equipment 2	Fitness Equipment 3	Fitness Equipment 4	Children Play Area
			

3. Where to Find Garden Symbols

A garden is a special part of a person's life. Many spend their precious moments with their loved ones sitting in a garden and having long talks, and this requires a quaint look to stay in the zone. So designing a garden is important as it demands a strong experience in horticulture and architecture. But with EdrawMax, anyone can step ahead to Design and outline a garden plan as there are more than 26000 symbols to add to your Garden design according to your must-haves.

EdrawMax² is the easiest all-in-one diagram tool, which contains thousands of symbols and resources. Just launch the EdrawMax, and find **garden symbols** in the product.

EdrawMax Garden Symbols:

EdrawMax is the best resources for garden symbols, you can find hundreds of garden symbols here. Just drag and drop, you can create garden design easily.

4. How to Use Garden Symbols

² EdrawMax: <https://www.edrawsoft.com/edraw-max/>

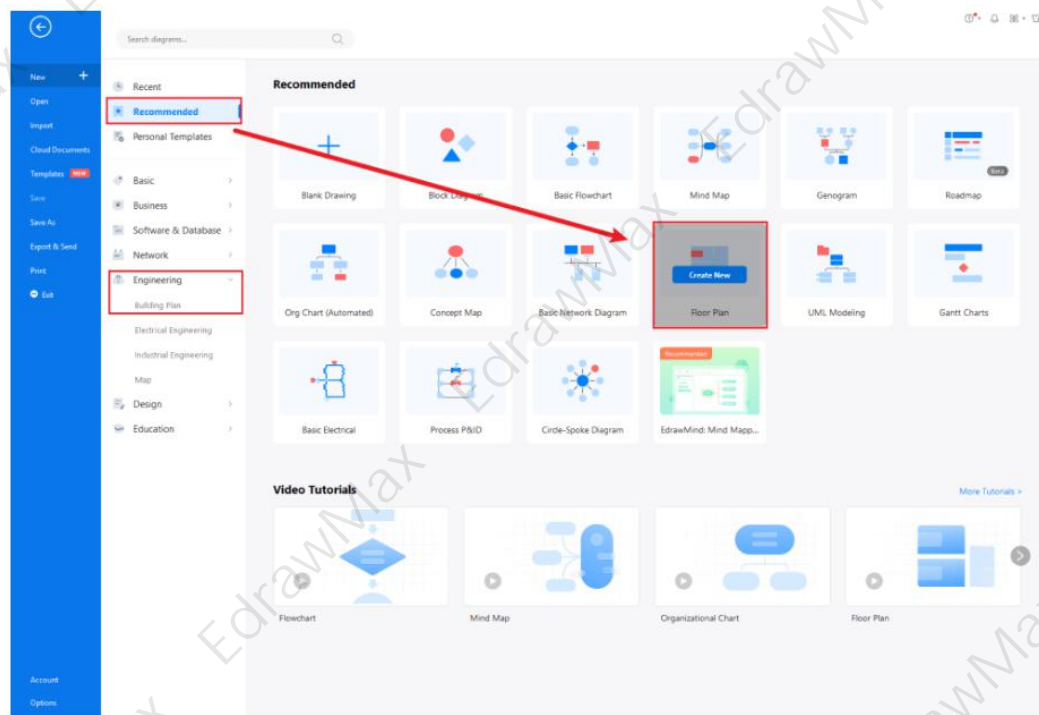
Starting a garden at your home is one of the most satisfying things you will do that will benefit the environment. Now that you have decided to work on a garden plan and are now on in EdrawMax .

4.1 How to Use Garden Symbols in EdrawMax

Instead of wasting time drawing the garden design or garden symbols on paper, you should look for a way to design a garden plan easily. EdrawMax is well equipped to design a garden plan.

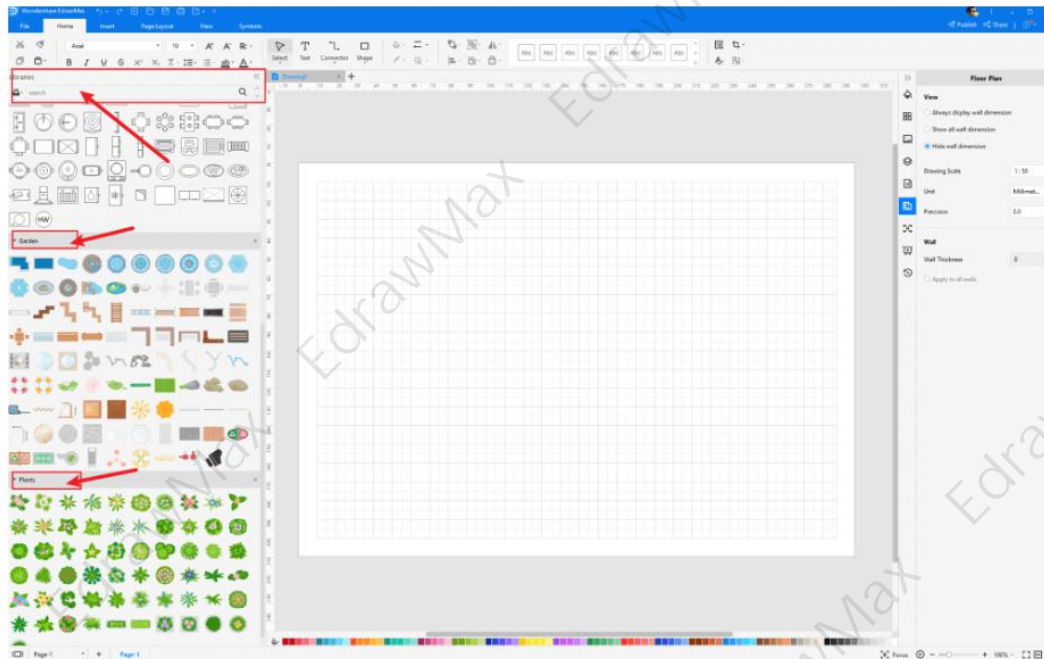
Step 1: Login EdrawMax

If you are new here, you should use your Email to register EdrawMax, but if you're already the EdrawMax's user, you just need to login EdrawMax for free. Open EdrawMax select "**Engineering**", and find "**Building Plan**", then open a new canvas or just open a built-in template.



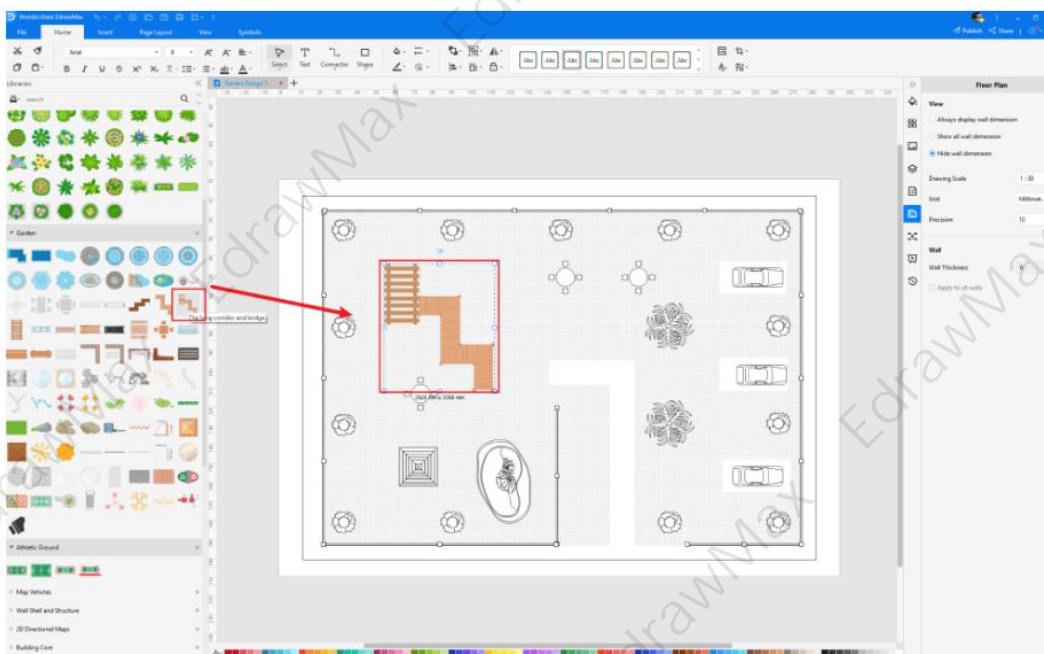
Step 2: Select Garden Symbols

Unlike physical drawing, EdrawMax helps to create a garden plan easily. In the symbol section of EdrawMax, you will find over 260,000 vector-based symbols that you can use in your designs. In EdrawMax, you can find garden symbols in **Symbol Libraries** on the left toolbar.



Step 3: Drag and Drop

Once you find the proper garden symbols you want, just drag and drop the symbols to the canvas easily. Keep customizing by choosing the right symbols, proper scale or dimensions, and adding more details, like color, font, and etc. When completed your garden design, you can export your file or share your design effortlessly. Learn more **garden design guide**³ here if necessary.



4.2 How to Create More Garden Symbols in EdrawMax

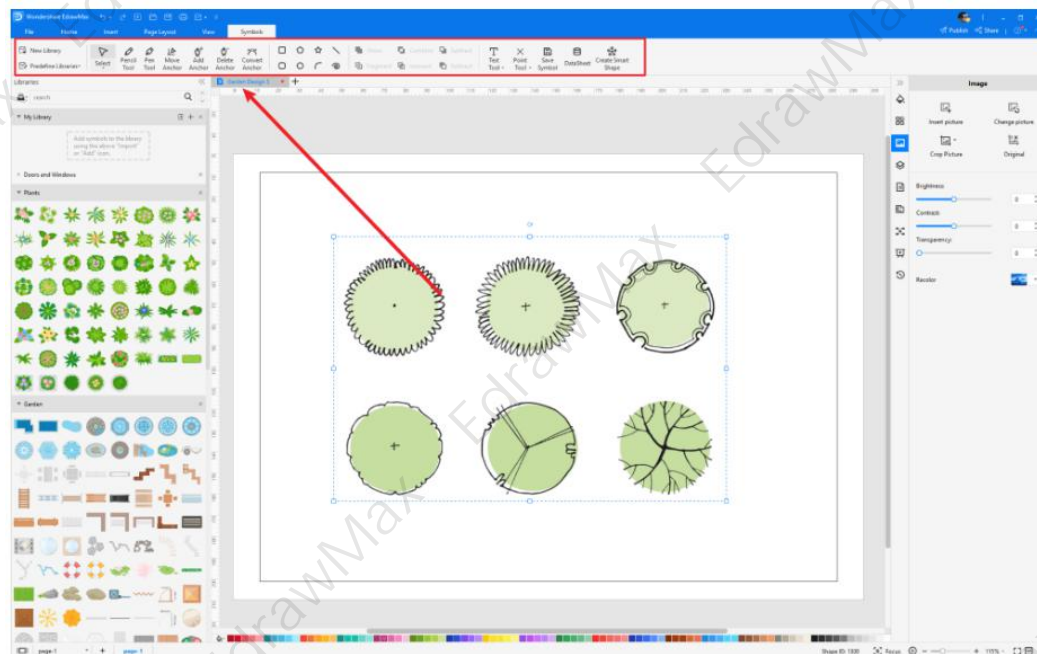
³ Garden design guide: <https://www.edrawsoft.com/draw-landscape-plan.html>

If you think the garden symbols in EdrawMax can not satisfy your needs, you may create or import more symbols for your future use. EdrawMax supports to import images in multiple formats, like png, jpg, and more.

Step 1: Create Garden Symbols

EdrawMax provides a user-friendly and easy-to-use interface and enables him to create and draw symbols for his library. The symbol can be drawn from Pencil Tool, Anchor tool in the Toolbar. Not only this, you can save any image as your customized symbol: here are the following steps to draw your symbol:

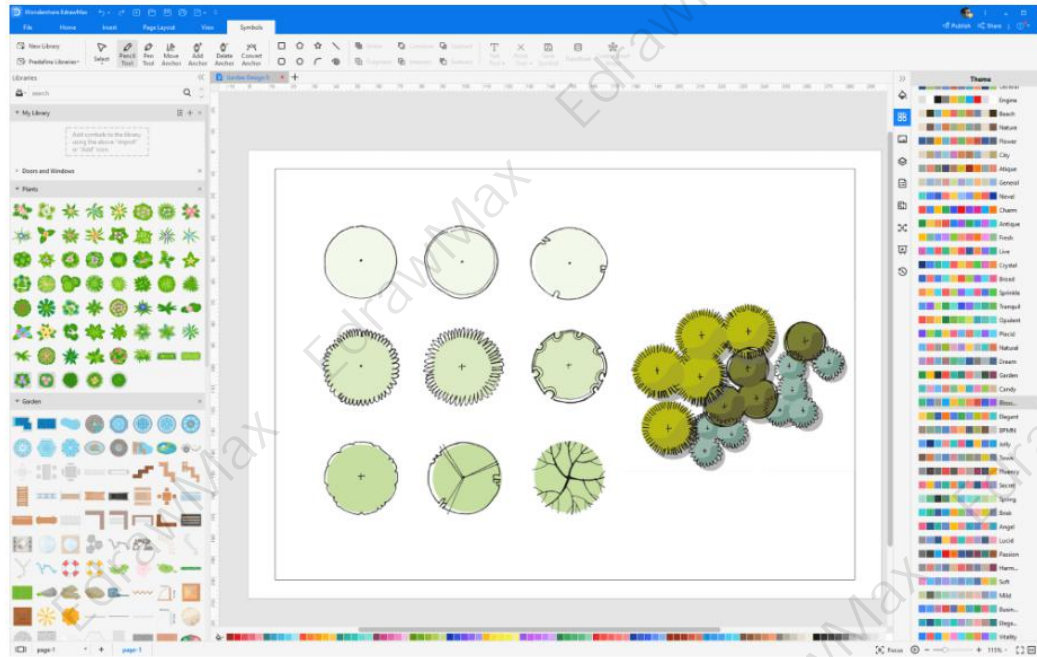
- Select "**Symbols**" on the upper Toolbar;
- Use "**Pencil Tool**", "**Pen Tool**", "**Anchor Tool**" to create garden symbol from very beginning;
- Choose "**Union**", "**Combine**", "**Subtract**", "**Fragment**", "**Intersect**", "**Smart Shape**" to make your symbols.



Step2: Create Individual Plant & Grouped Plant Symbols

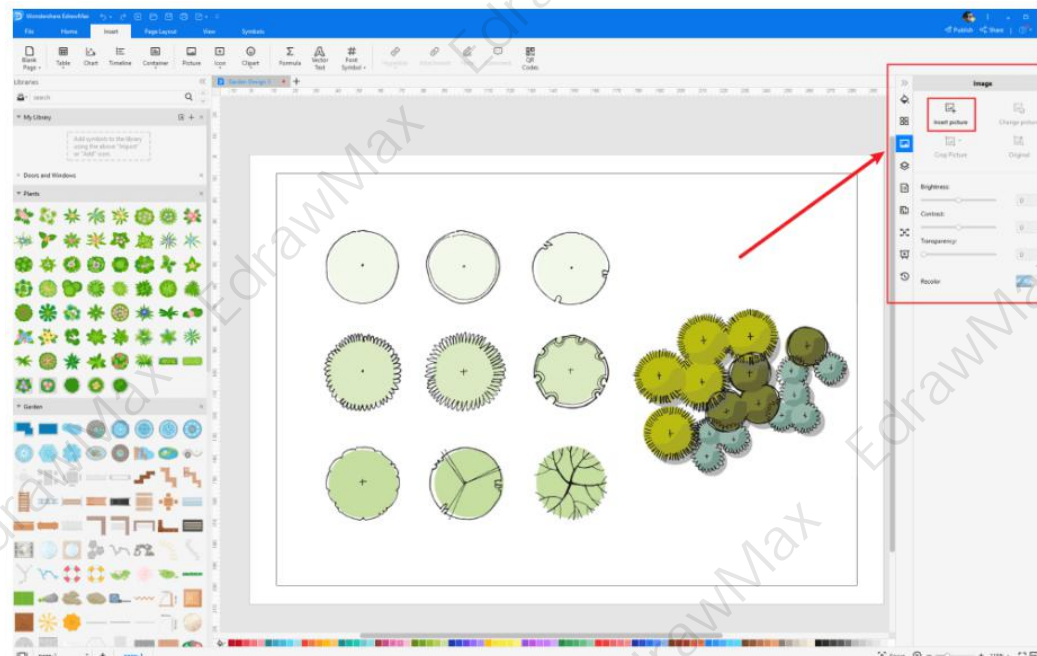
Here is an image to cover an individual plant symbol at first. You can see how a simple plant symbol gets modified and altered into various types and categories. All the details are made according to the type and features of a plant:

Now it's time to put together many plant symbols because a garden contains a variety of green folks. Here are steps to put plant symbols together:



Step3: Import Garden Symbols

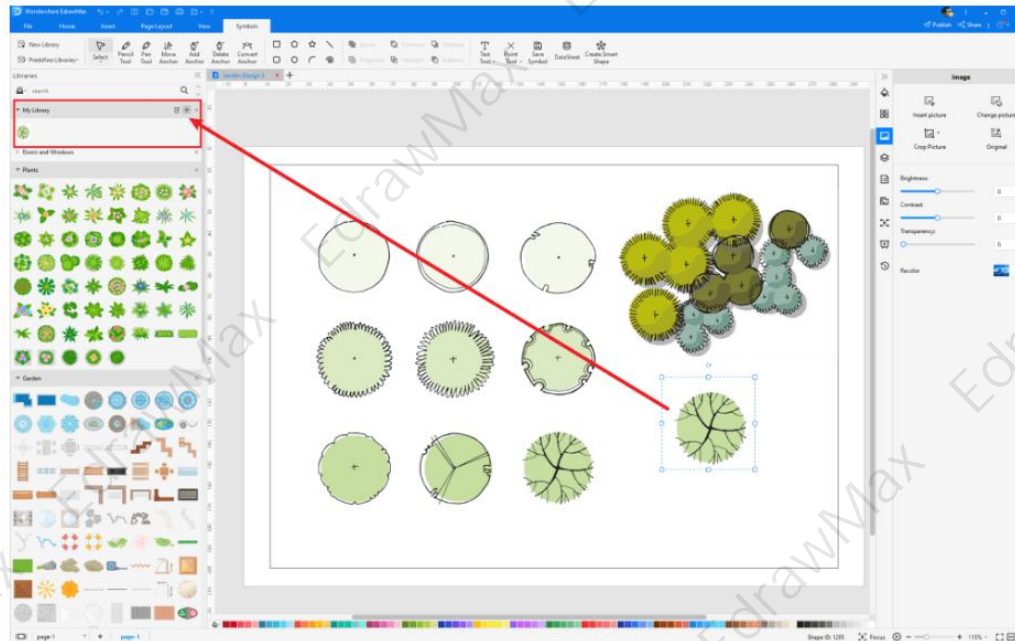
Except for creating new garden symbols in EdrawMax, you can import garden symbols from your end. Find "**Insert**" on the top navigate toolbar, and import images to turn into symbols. Or click the third option on the right toolbar.



Step4: Save to Your Symbol Libraries

Once you completed your garden symbol design or import your symbol images, you should

still click **"Symbols"** on top, and choose **"Save Symbol"** to your symbol Libraries. Or you can click **"+"** in My Library on the left toolbar. If you want to know more about how to draw a garden plan or garden design, check this **garden design guide**⁴ here.



5. Free Garden Design Software

Instead of designing a garden plan on paper or on tools that are way too complex, it is recommended to use EdrawMax, which is a **free garden design software**⁵. Unlike other tools that require expertise, EdrawMax comes with several easy-to-understand online resources. It is considered the all-in-one diagramming tool, well equipped with garden design symbols. These garden symbols are in vector format, which is scalable and flexible. With EdrawMax, the garden plans can easily be resized, recolored, and rotated.

key Features of EdrawMax:



- EdrawMax comes with free **garden plan examples & templates**⁶ that are 100 percent customizable;
- The built-in vector symbols let you easily add garden components to your design;
- You can easily share the Garden Plan design with your team and see the live revisions made by your team;
- EdrawMax lets you export the file in multiple formats, including MS Docs, PPTX, JPEG, PNG, PDF, and more;
- EdrawMax has a strong community of 25 million users who update the template community with their creative projects;

⁴ Garden design guide: <https://www.edrawsoft.com/draw-landscape-plan.html>

⁵ Free garden design software: <https://www.edrawsoft.com/garden-design-software.html>

⁶ Garden plan examples & templates: <https://www.edrawsoft.com/garden-design-template.html>

- EdrawMax is considered the best tool for beginners and professionals because of the user-friendly dashboard and easy drag-and-drop feature.

EdrawMax Desktop	EdrawMax Online
	
<ul style="list-style-type: none"> ✓ Create over 280 types of diagrams ✓ Windows, Mac, Linux (runs in all environments) ✓ Professional inbuilt resources and templates ✓ On-premises software for business ✓ Enterprise-level data security 	<ul style="list-style-type: none"> ✓ Create over 280 types of diagrams online ✓ Access diagrams anywhere, anytime ✓ Templates Community ✓ Team management and collaboration ✓ Personal Cloud and Dropbox Integration
DOWNLOAD	TRY ONLINE

6. Final Thoughts

A garden is a place where a person sits and enjoys his leisure time, has conversations, plays games, and has many more fun activities. Garden design is a diagram used to map beautiful and aesthetic garden areas. In these designs, all the garden accessories are visualized with the help of **garden symbols**. These symbols cover every piece of garden equipment, and they help a designer visualize the placement and arrangement of the accessories and plants in a given place. **Garden symbols** help a landscape architect pick the color, size, shape, and class of plants before the actual execution of the plan.

As you saw in this article, **EdrawMax⁷** is tailored to create professional and presentation quality garden designs for your house. With EdrawMax, it takes only a couple of minutes to import the attractive garden symbols on your dashboard. With the amazing collection of vector-based symbols, you add value to the designs and ensure that you save your money in the long run.

You May Also Like:

- ⁸Floor Plan Complete Guide
- ⁹Garden Plan Examples & Templates
- ¹⁰Free Garden Plan Software

⁷ EdrawMax: <https://www.edrawsoft.com/download-edrawmax.html>

⁸ Floor plan complete guide: <https://www.edrawsoft.com/what-is-floor-plan.html>

⁹ Garden plan examples & templates: <https://www.edrawsoft.com/garden-design-template.html>

¹⁰ Free garden plan software: <https://www.edrawsoft.com/garden-design-software.html>



Wondershare EdrawMax

Visualize, Innovate, And Collaborate With
EdrawMax



www.edrawsoft.com



support@edrawsoft.com



www.facebook.com/edrawsoft



www.linkedin.com/company/edrawsoft



www.twitter.com/edrawsoft



www.youtube.com/c/cutedrawedwin/videos



www.pinterest.com/edrawsoft/_created



www.instagram.com/wondershare_edrawsoft
